







- ▶ Strategy Management
- ▶ Information Management
- ▶ Technical Information
- ▶ Organisation and Development
- ▼ **Contractor Management**
 - **Best Practices**
 - Contracting Policy and Procedure
 - Contractor selection
 - Contractual Agreement
 - Work Management
 - Performance and Quality Management
 - Contract Administration
 - Contractor EHS Management
 - Key Performance Indicators
 - **Targets and Results**
- ▶ Financial Management
- ▶ Risk Management




BP: Work management

The issuing and control of clear work instructions to contractors, in order to ensure compliance and alignment with all internal asset management standards and systems.

Fire fighting	Stabilising	Preventing	Optimising	Excellence
<p>The work performed by contractors is managed in an ad hoc way.</p> <p>Instructions are normally verbal, leading to poor control and misalignment with the internal asset management system.</p>	<p>Contract owners manage contractors informally with different levels of success.</p> <ul style="list-style-type: none"> ✓ Field releases or purchase orders are used for instructions to contractors. ✓ The use of the internal safety procedures (e.g. permits) is enforced. ✓ Safe working procedures are available to contractors but not always used. 	<p>Contractors are managed via internal work orders from the CMMS/EAMS</p> <ul style="list-style-type: none"> ✓ All contracted work is issued via WOs. ✓ Completed WOs are returned and captured as history in the CMMS/EAMS. ✓ The return and completeness of WOs is a prerequisite for payment. ✓ Safe working procedures are referenced on the WOs. 	<p>Contractors are managed via the Work Planning and Control system.</p> <ul style="list-style-type: none"> ✓ All contract work is formally planned and scheduled. ✓ EHS requirements such as permits and risk assessments are included on the WO. ✓ Contractors participate in weekly scheduling meetings to align with maintenance and operational activities. 	<p>The EAMS enables real time management of contractors.</p> <ul style="list-style-type: none"> ✓ Contractors record work progress and feedback on-line (via a PDA or tablet). ✓ WO status is tracked online. ✓ Response times are monitored in real time for critical SLA elements. ✓ Problem areas are automatically escalated to the appropriate authority.




Comments (0)  Attachments (5)  Supporting Documents (0) 




A sophisticated system is in place   

A sophisticated system is in place   

  
 Previous Next Complete

- Orange indicate that this is the BP currently being worked on.
- To make a final consensus assessment, click the top of the maturity level which will now turn the BP to green to indicate it is complete.
- To make a preliminary assessment, click on the bottom of the maturity level. Note that the BP remains in red to indicate it is complete.

-  These indicate verification points per maturity level. Tick all the verification points up to a selected maturity level by right-clicking in the appropriate verification point area. Zoom into a maturity level to untick individual verification points by double clicking on the verification points.
-  Make assesment comments on the BP or KPI and indicate whether a positive or negative comment.
-  Make assesment comments on the BP or KPI and indicate whether a positive or negative comment.

-  Supporting documents allows images or any other supporting documents to be added to the assessment.
-  These buttons navigate to the next or previous BP or KPI.
-  Close an assessment and return to the assessment selection screen.